

# High Head Submersible Dewatering Pumps

## 75kW & 90kW

### BUILT TO BE TOUGH

The Remko High Head Submersible Pumps are designed for very high head pumping applications like open mine sites, underground mines, deep excavations quarries and mega construction sites.

- Flowrates up to 210 m<sup>3</sup>/hr ( 58 L/sec)
- Discharge head up to 198m
- Heavyduty rugged wear resistant construction
- Stainless Steel (SS316L) Diffuser & Impeller
- Temperature sensor for additional protection
- Star Delta starter (two cable system)
- 6 wire data cable
- Twin mechanical seal (Tungsten Carbide)
- Moisture sensor for mechanical seals
- 4 Bearing System
- Easy to install and extended operation times





**Over 75 years of pump industry experience focused on delivering a QUALITY range of heavy duty pumps. Result: The new REMKO HIGH HEAD SERIES - SUBMERSIBLE DEWATERING PUMPS**

**“Reducing downtime and maintenance costs”**

#### **FAST RESPONSE ACROSS AUSTRALIA**

With profiled reserve stocks of components and a world class lean manufacturing system, delivery of pumps and parts, and associated engineering support is quick and efficient. Remko has-on the ground presence in Australia.

#### **INNOVATION TODAY FOR TOMORROWS DEMANDS**

Engineering design improvements ensure that Remko Pumps continue running long after conventional designs have given up. Innovative design features allow the pumps to run cooler, improving operating efficiencies and greatly reduce down- time failures. The liner and wear part options, make for a pump that really suits your application. Attention to detail – small details that add up to make a big difference.

#### **FOCUSED ON THE MINING INDUSTRY**

Proven performance in a demanding industry with support and back-up by experienced regional mining industry specialists adds local knowledge to each pump unit supplied.

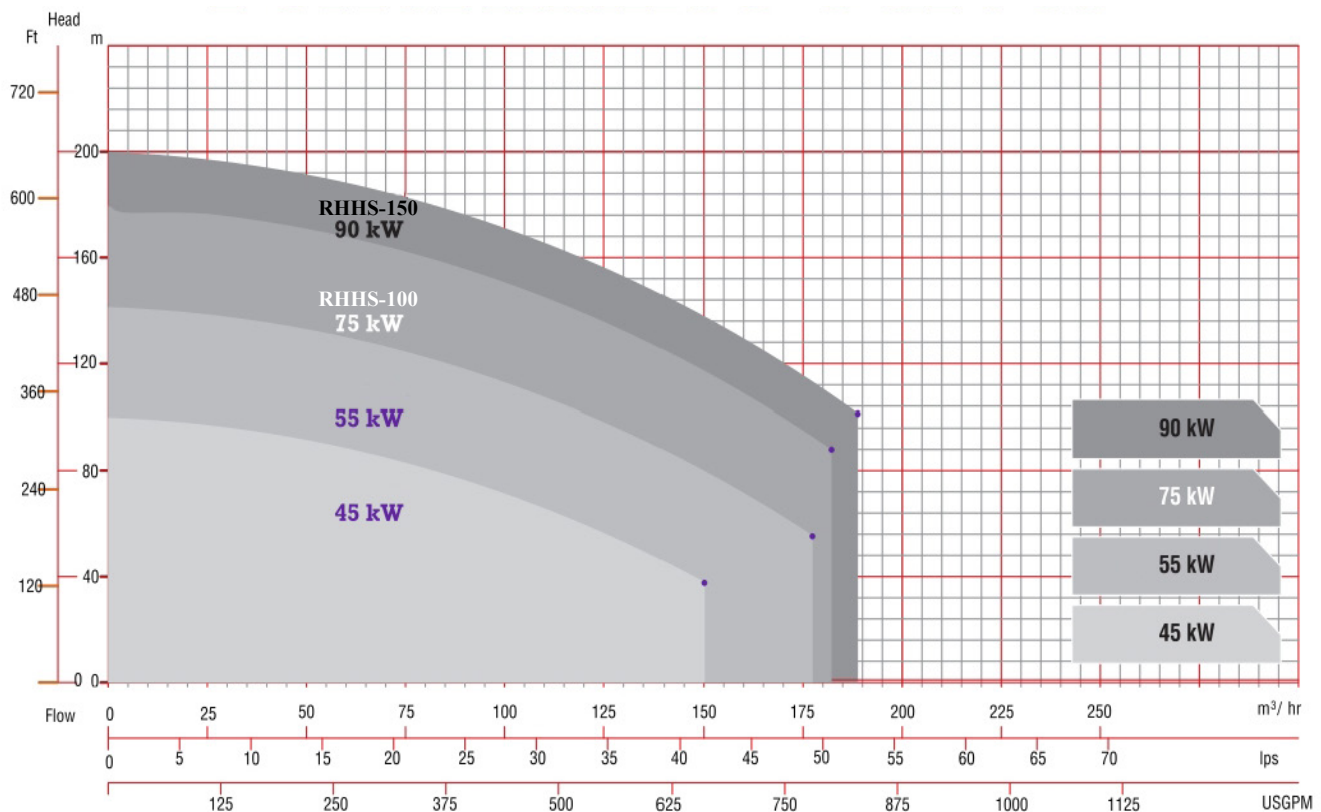
#### **SPECIAL CONFIGURATIONS, FAST!**

State-of-the-art manufacturing procedures make for reduced turnaround times, even for alternative pump configurations.



**Remko**


## Pump Performance Curves



## SS 316L Diffuser and Impeller



1st Stage Diffuser



2nd Stage Diffuser



1st Stage Impeller



2nd Stage Impeller

### KEY FEATURES

- Temperature Sensor for Additional Protection
- Moisture Sensor - Mechanical Seal
- 4 Bearing System
- ABB VFD based system
- Temperature relay for auto cut off
- Warrick moisture sensor / relay
- Dual class winding
- 6 wire data cable
- H07RN-F Heavy-duty Rubber Flexible Cable
- Twin Impeller & Twin Diffuser
- Twin mechanical seal (tungsten carbide)
- 10 mtr. (35mm x 4) Cable length (for DOL)
- Twin Cable optional for Star Delta
- Stainless Steel Mesh

### MATERIAL OF CONSTRUCTION

All Wet Parts	SGI 500/7
Impeller	SS 316L
Diffuser	SS 316L
Shaft	SS 630 (17-4 PH)
Body	SGI 500/7
Cable	H07RN-F Heavy Duty
Mesh	Stainless Steel



# REMKO HIGH HEAD SUBMERSIBLE DEWATERING PUMP

## MODEL: RHHS-100

### (3 PHASE / 75KW / 4" DISCHARGE)

#### PUMP DETAILS

Model No.	RHHS-100
Motor Type	Water Cooled
No. of Poles	2
No. of Stages	2
Motor rating (kW) P2	75kW
Voltage (V)	415V
Phase	3
Maximum Current (A)	122A
Rated Speed (rpm)	2950
Frequency	50Hz
Maximum Depth	25 Mtrs.
Total Head (m)	175 Mtrs.
Discharge (m <sup>3</sup> /hr)	120 m <sup>3</sup> /hr
pH Valve	4-10
Discharge Size	4" (100mm)
Outside Temp (deg)	40°C
Water temp (deg)	40°C
Motor Power Factor	0.911
Motor Efficiency	87%
Pump Weight	975 Kgs.

MAX. HEAD : 175 MTRS.

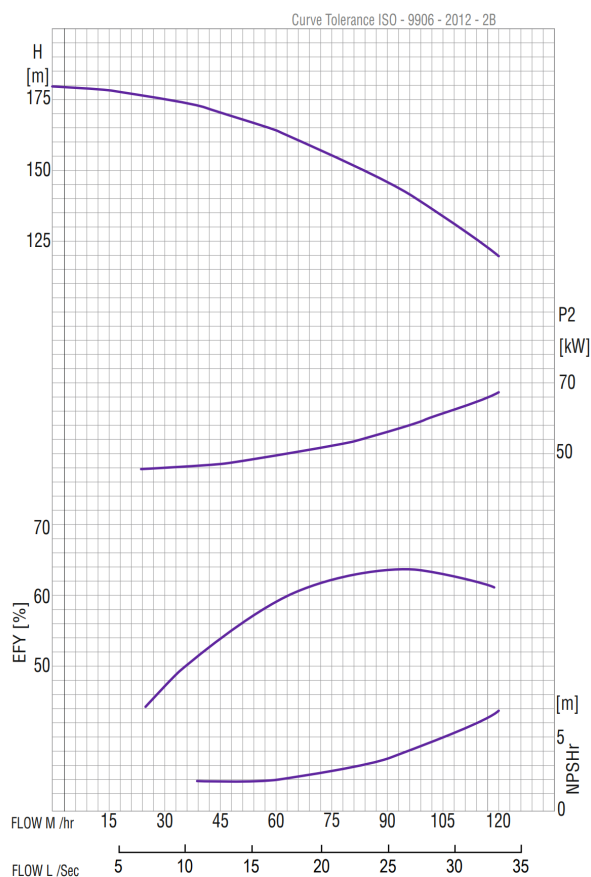
MAX. FLOW : 120 M<sup>3</sup>/HR

B.E.P. HEAD : 145 MTRS.

B.E.P. FLOW : 90 M<sup>3</sup>/HR



**BUILT TO BE TOUGH**



**Remko**

# REMKO HIGH HEAD SUBMERSIBLE DEWATERING PUMP

## MODEL: RHHS-150

### (3 PHASE / 90KW / 6" DISCHARGE)

#### PUMP DETAILS

Model No.	RHHS-3906
Motor Type	Water Cooled
No. of Poles	2
No. of Stages	2
Motor rating (kW) P2	90kW
Voltage (V)	415V
Phase	3
Maximum Current (A)	172A
Rated Speed (rpm)	2950
Frequency	50Hz
Maximum Depth	25 Mtrs.
Total Head (m)	198 Mtrs.
Discharge (m3/hr)	210 m3/hr
pH Valve	4-10
Discharge Size	6" (150mm)
Outside Temp (deg)	40°C
Water temp (deg)	40°C
motor Power Factor	0.911
Motor Efficiency	87%
Pump Weight	1075 Kgs.

MAX. HEAD : 198 MTRS.

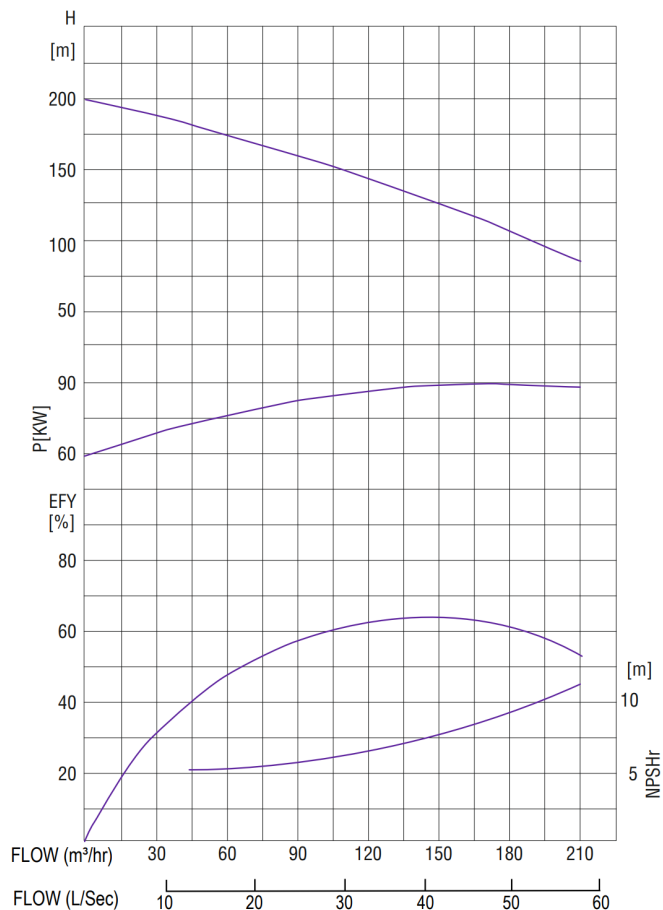
MAX. FLOW : 210 M<sup>3</sup>/HR

B.E.P. HEAD : 135 MTRS.

B.E.P. FLOW : 140 M<sup>3</sup>/HR

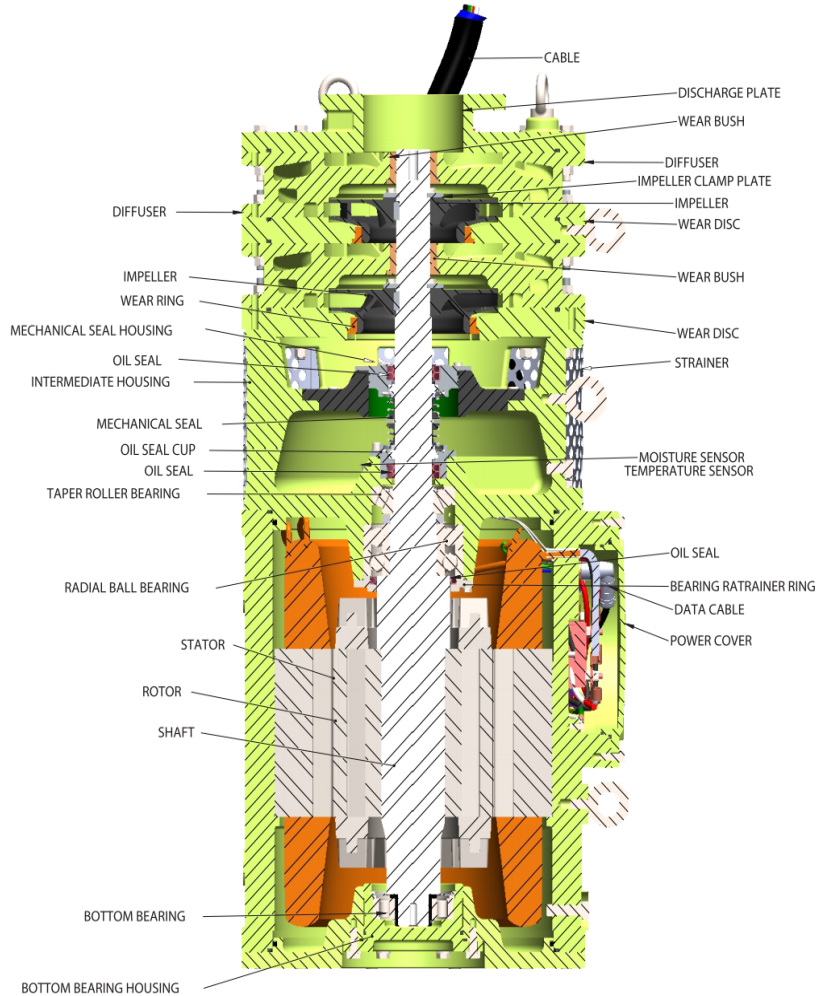
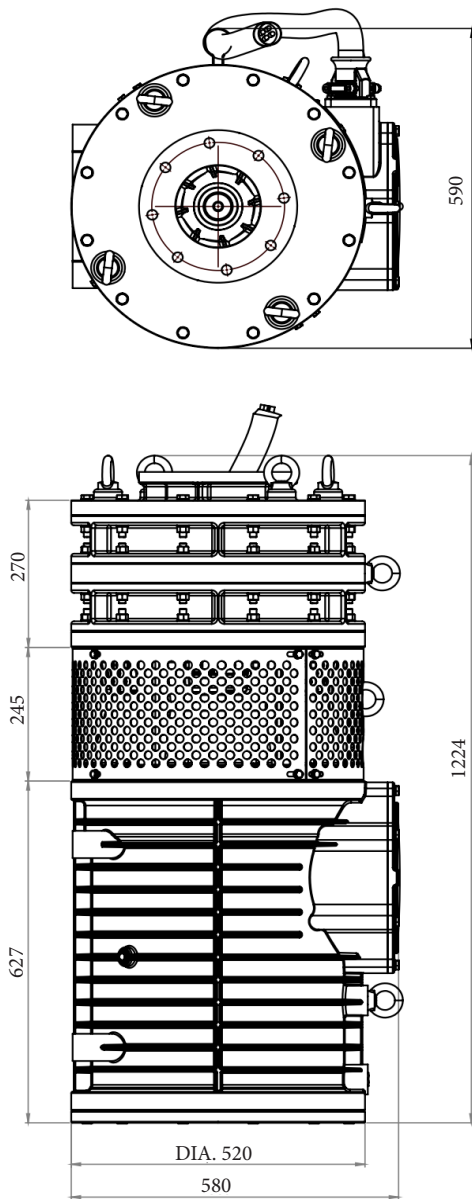


Remko



**BUILT TO BE TOUGH**

## 415V / 1000V TWIN DIFFUSER & TWIN IMPELLER (SS 316L)



\* Dimensions subject to change without prior notice.

\* External dimensions are same for RHHS-100 & RHHS-150



[www.remko.com.au](http://www.remko.com.au)  
Australia

**Remko**