




316 Stainless Steel Pump




Corrosive liquids in industrial or commercial applications



RSVS.80.37

CHEMICAL PLANTS
INDUSTRIAL PROCESS
FOOD PROCESSING
WINERIES
TRADEWASTE





316 Stainless Steel Pump

Remko 316 Stainless Steel Pumps are ideal for corrosive and aggressive liquids.

Available in three versions including Drainage, Vortex and non-clog single vane impellers, Remko has an ideal selection for many applications.

Relied on by major dairy, food and beverage manufacturers, the aggressive recycling industries, mines and chemical processors, Remko can save you money through reduced downtime and increased reliability.

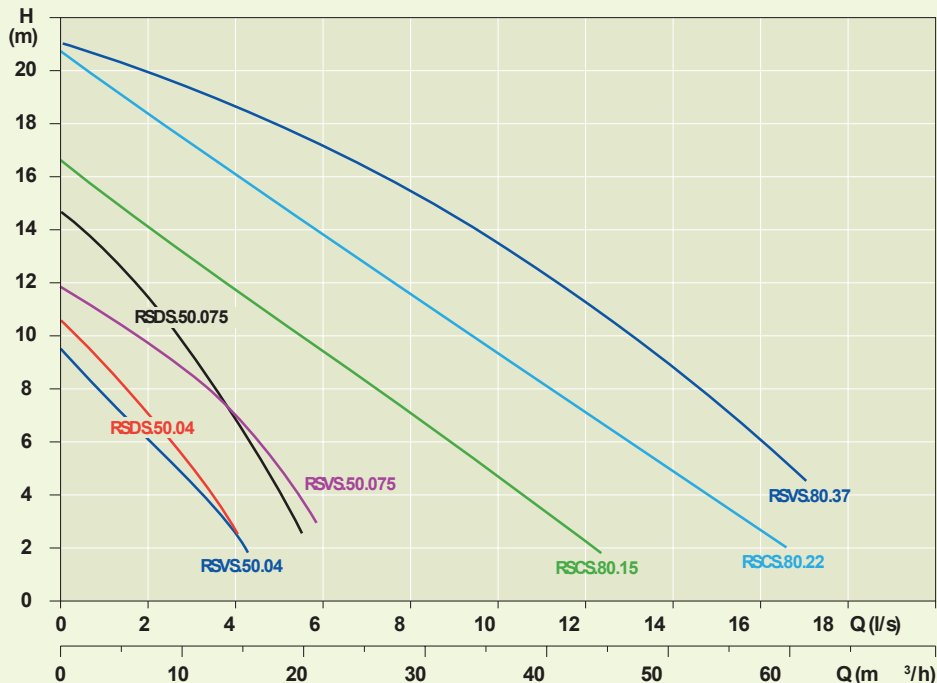
Max Head: 21m

Max Flow: 18 l/sec

FEATURES

- Automatic versions available in 240v & 415v
- Precision wax castings
- Viton Elastomers
- PVC cables
- Heavy-duty construction
- Triplex seal system
- Thermal motor protection

PERFORMANCE CURVES



RSVS.50.075



RSDS.50.075



RSCS.80.22

SPECIFICATIONS

Pump Model	Automatic Option	Outlet (mm)	Power (kW)	Amps (240 volt)	Amps (415 volt)	Speed (rpm)	Solids Passage (mm)	Weight (kg)
RSDS.50.04	240v	50	0.4	3.4	1.0	2900	8	16
RSVS.50.04	240v	50	0.4	3.1	1.2	2900	35	18
RSDS.50.075	240v & 415v	50	0.75	4.8	1.8	2900	10	15
RSVS.50.075	240v & 415v	50	0.75	5.0	1.9	2900	35	16
RSCS.80.15	-	80	1.5	-	3.1	2900	35	37
RSCS.80.22	-	80	2.2	-	4.5	2900	35	41
RSVS.80.37	-	80	3.7	-	7.6	2900	56	47